



## FLOATING BALL STEAM TRAP



## FLOATING BALL STEAM TRAP

This type of steam traps do not contain any lever inside, only moving part is the float itself. The float is made of stainless steel with high surface quality. The dimensional tolerance of the float is very low.



**WITH AIR AND GAS VENTING  
FLOATING BALL STEAM TRAP  
MODEL SFK-40**

### Features of Floating Ball Steam Trap

Feature	Advantages
Single moving part	Easy maintenance, low spare part cost
Easy accessible cover	In line maintenance
High surface quality float	Long service life
Easy access to discharge orifice	Great reaction to the changes in the steam load
Float departs from the orifice as rotating	Constant condensate discharge
Float & Orifice	Not affected by the back pressure
Orifice is well placed under the water level	No steam leakage
Contains thermostatic venting equipment	Quick service without steam lock
Built in strainer	Prevents dirt
Prevents steam locking	Preferred where the steam lock is possible Increases the system efficiency

### Cost Saving Advantages of Floating Ball Steam Trap

- 1 - Low cost of installation and equipment
- 2 - Space saver, compact design
- 3 - Built in strainer
- 4 - Homogeneous abrasion on the surfaces
- 5 - Low failure possibility of single moving part
- 6 - Low maintenance cost
- 7 - Well resistance on water hammering

### Product Features

- Body & Cover : GGG 40.3 Ductile Iron  
Opt. Cast Steel
- Internal Parts & Float : Stainless Steel
- Connections : Flanged, threaded,  
welded ended
- Installation direction : Horizontal
- Max. Operating Pressure : 16 bar
- Max. Opt. Pressure diff. : 13 bar
- Max Opt. Temperature : 220 °C
- Max Pressure difference : ΔP 4.5/8/10/13 bar

### Operation


When trap is cool, the air vent opens wide for continuously discharging initial air. As cold condensate enters the trap, the float rises to allow discharge of condensate from

valve port and both air and condensate from orifice.

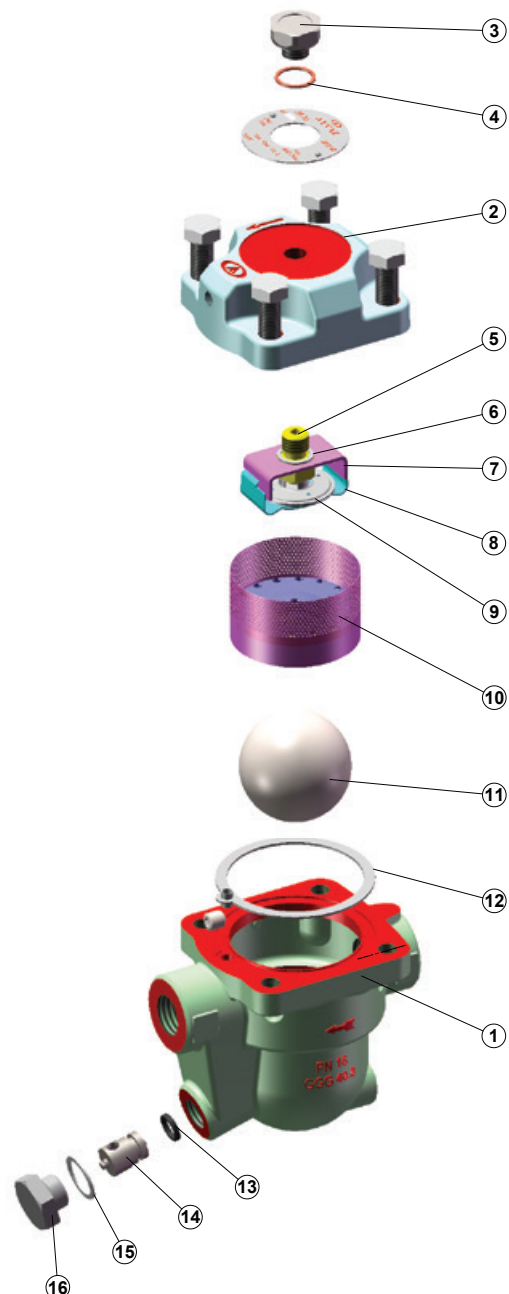
Once all initial air and cold condensate have been discharged, the equipment which is connected to the steam trap reaches the operation temperature.

In this case, the condensate amount drops but the temperature rises. Steam enters the trap along with condensate, hot condensate heats the air vent and closes before steam can escape. The float can adjust itself according to the condensate flow rate. In order to prevent steam leakage, discharge orifice is always kept under a certain level of water along with metal to metal sealing.

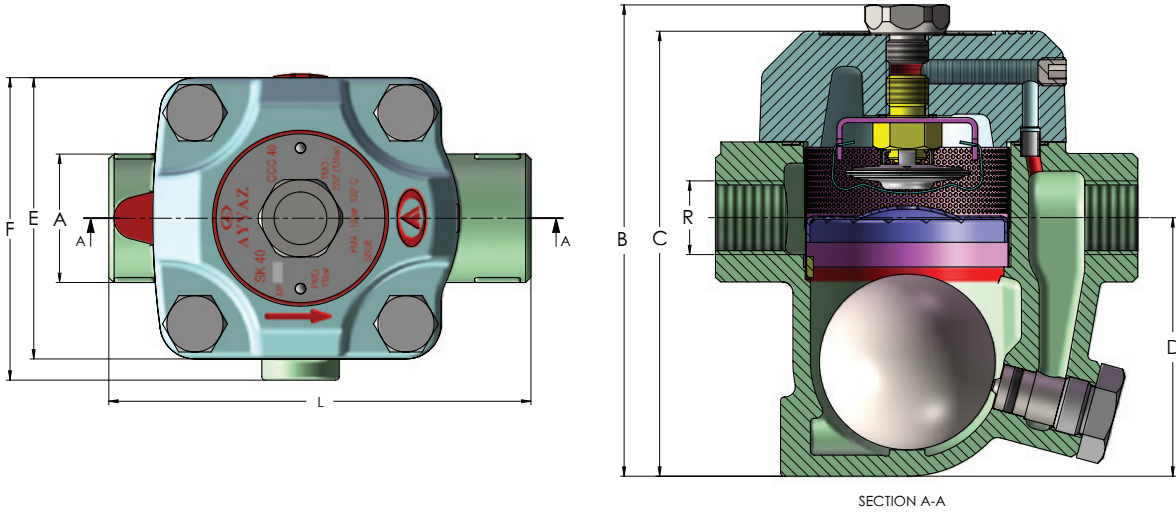
For the cases that condensate discharge is operated from the cylinder driers, a by-pass line above the cover is created with the purpose of preventing the steam lock. The aim of this line is to discharge the steam before the correct timing of steam trap entry.



No	SPARE PARTS	MATERIALS
1	Body	GGG 40.3 or GSC 25
2	Cover	GGG 40.3 or GSC 25
3	Cover Plug	Stainless Steel AISI 304
4	Plug Gasket	Copper
5	Air Vent Seat	Stainless Steel AISI 304
6	Seat Gasket	Stainless Steel AISI 304
7	Thermostatic Unit Lower Part	Stainless Steel AISI 304
8	Thermostatic Unit Upper Part	Stainless Steel AISI 301L
9	Thermostatic Capsule	Stainless Steel
10	Strainer	Stainless Steel AISI 304
11	Float	Stainless Steel AISI 304
12	Cover Gasket	Graphite
13	O-ring	Viton
14	Orifice	Stainless Steel AISI 1010
15	Plug Gasket	Copper
16	Orifice Plug	Stainless Steel AISI 303

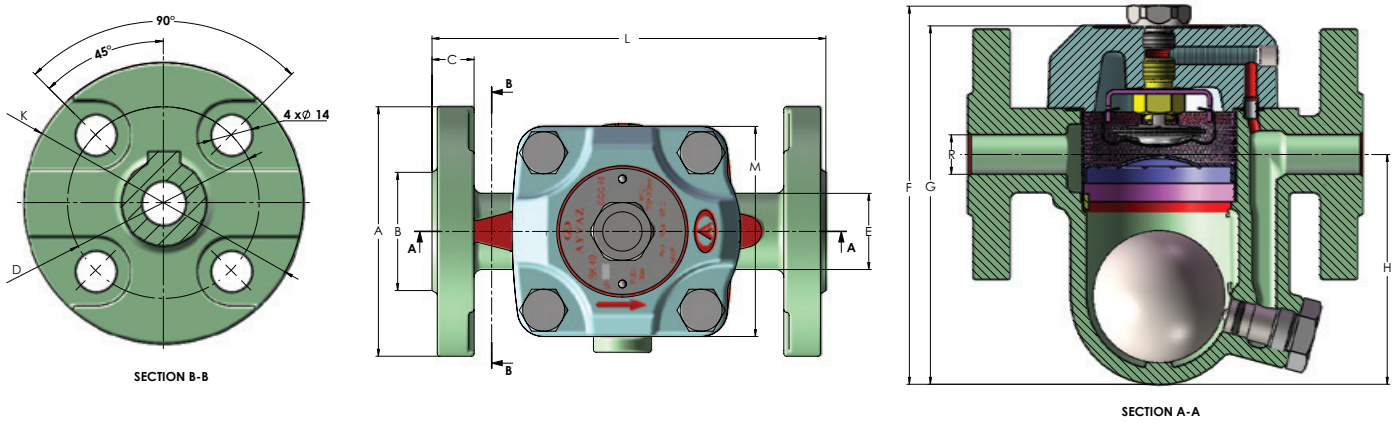


### SKF-40D / SCREWED



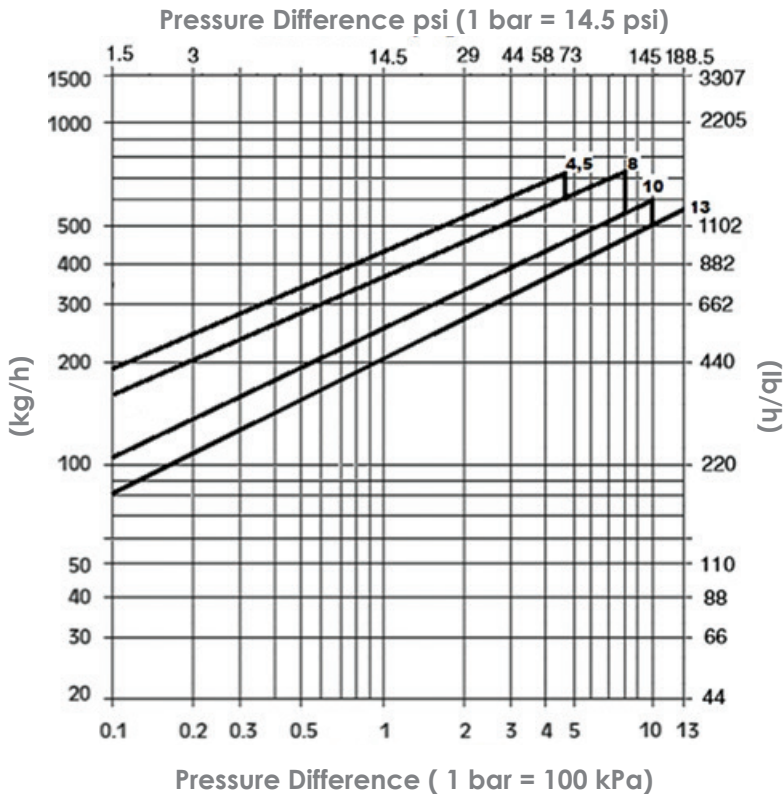
SKF-40D								
Screwed Connection	A	B	C	R	D	E	F	L
1/2"	36,5	134	126,5	1/2"	73,5	80	86	120
3/4"	36,5	134	126,5	3/4"	73,5	80	86	120
1"	45	141	133,5	1"	76	80	86	120

### SKF-40F / FLANGED

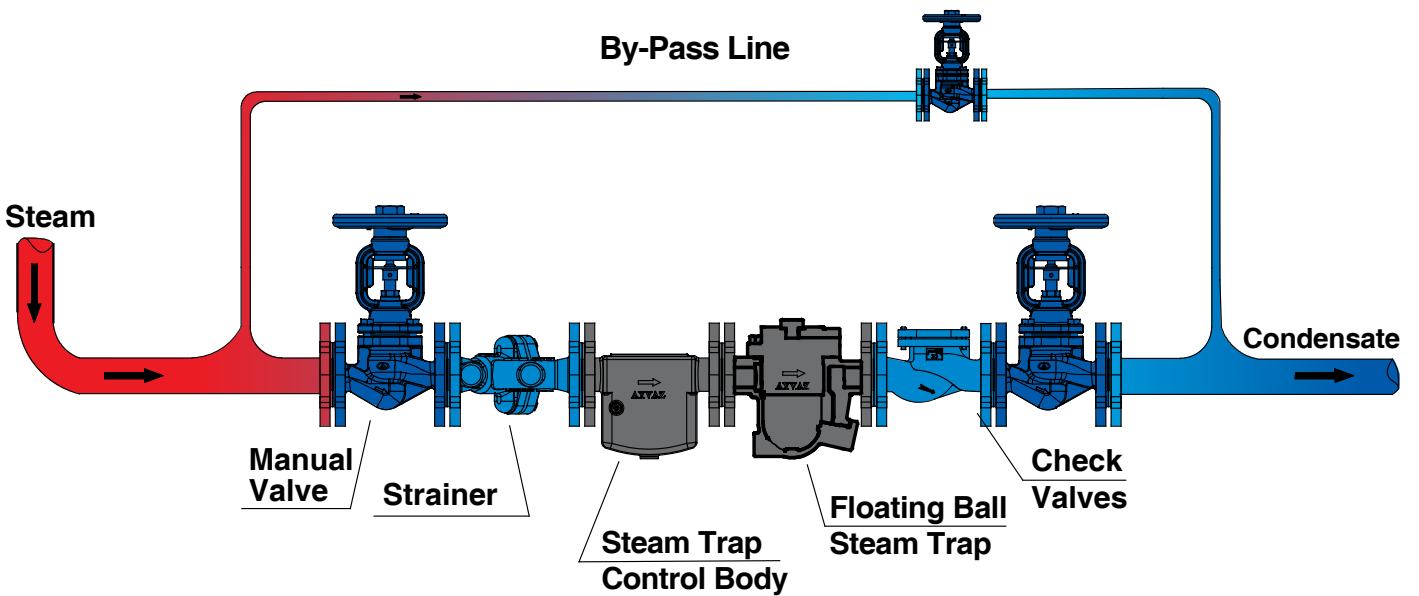


SKF-40F												
Flanged Connection	A	B	C	L	E	F	G	R	H	K	D	M
15	95	45	16	150	29	144	136,5	15	87,5	95	65	80
20	105	58	18	150	34	152	144,5	20	93,5	105	75	80
25	116	68	19	160	38	159	151,5	25	98	85	116	80

**Discharging Rates**  
 (1/2" - 3/4" - 1")  
 (DN15 - DN20 - DN25)



**Floating Ball Steam Trap Installation Application**





**HEAD OFFICE - FACTORY**

Atatürk Sanayi Bölgesi Hadımköy Mahallesi Mustafa İnan Caddesi No: 44 Arnavutköy - İSTANBUL  
Tel: +90 212 771 01 45 (pbx) | Fax: +90 212 771 25 60

**Caserta/Italy**

Tel: +39 0823 187 3988  
rmolaro@ayvaz.com

**Moscow/Russia**

Tel: +74959951728  
ayvazrus@ayvaz.com

**Viernheim/Germany**

Tel: +49 62046014399  
germany@ayvaz.com

**Kiev/Ukraine**

Tel: +380 44 390 57 57  
info@ayvaz.com.ua

**Warsaw/Poland**

Tel: +48-32-783-295-1  
tricorr@tricorr.eu

**Dubai/U.A.E**

Tel: +971 563550822  
+971 501306871  
mideast@ayvaz.com

**Xiamen/China**

Tel: +86 592-7018050  
shanghai@ayvazchina.com  
xiamen@ayvazchina.com

**Kazakhstan**

Tel: +7 (701) 066 066 1  
+90 (533) 760 34 66  
celyas@ayvaz.com

**Isperih/Bulgaria**

Tel: +359 8431 27 32  
office@ayvaz-n.eu